

SHINKAWA PRODUCT

Accurate sensing and monitoring,
advanced analyzing and diagnostic technology.
SHINKAWA keeps on creating
new technology for the future.



Sales

SEC Of America Inc.

5001S Miami Blvd., Suite 2-230
Durham, NC-27701.
Ph: +1 (877) 586-5690
email: info@sec-america.com
website: www.shinkawasolutions.com

Published in Apr.2024

Manufacturing

SHINKAWA Sensor Technology, Inc.

4-22 Yoshikawa-kogyodanchi, Higashihiroshima, Hiroshima 739-0153, Japan
Tel : +81-82-429-1118 Fax : +81-82-429-0804 E-mail : info@sst.shinkawa.co.jp
Web : <https://www.sst-shinkawa.co.jp/>

* Specifications, outline drawings and other written information can be changed without notice.
* When exporting Shinkawa products, permission may be required for export or service transactions,
pursuant to the provision of the Foreign Exchange and Foreign Trade Act.
When re-exporting Shinkawa products, permission may be required from the US Department of Commerce,
pursuant to the provision of the Export Administration Regulation (EAR).
Please contact our service representatives for further information.



FK Series Noncontact Displacement / Vibration Transducers

The FK series are eddy current type non-contact displacement/vibration transducers, used for measuring Shaft Vibration, Axial Position, Rotating Speed and Phase Mark (Phase Reference) from small rotating machinery to large critical machinery such as turbines and compressors in plants.

- Environmental friendly design: Lead-free soldering, RoHS Directive Compliant and Downsized
 - API standard 670 Compliant
 - Intrinsically safe*, and marine certified (NK, LR, DNV)
- * North America, Europe, Japan, China, Korea, Taiwan, IECEX
- CE marking compliant



WK Series 2-wire Transmitters

The WK series 2-wire Transmitter system incorporates vibration or thrust monitoring into the conventional eddy current transducer, and it can supply the power transmitter signal with 2-wire current loop. There are two kinds of transmitters, the WK-142K is for shaft vibration and the WK-142T is for thrust position.


- Monitors or signal converters are unnecessary
- Can be connected to the control instrument directly
- Hazardous area approvals: CSA , ATEX



CA & CV Series Vibration Transducers

The CA and CV series are piezo-electric transducers for measuring the casing or bearing vibration of rotating machinery. The CV series are velocity transducers and the CA series are acceleration transducers.


- Connects directly to vibration signal conditioners / monitors
- Built-in amp, 2-wire transducer(no external charge amp needed)
- Intrinsically safe(TIIS, ATEX, KTL, NEPSI) / marine certified(NK, LR)
- Dust / water resistance(IP67)
- Can be mounted on the machine with single M6 stud bolt
- CE compliant, UKCA compliant



MS Series Magnetic Pickup

The MS Series mounted near the detection gear of rotating machinery outputs a frequency signal proportional to the rotation speed.

- Superior rigidity, environmental resistance
- Vibration proof 196 m/s² (20 G)



LS Series LVDT

The LS Series are highly reliable LVDTs (Linear Variable Differential Transformers) which can be applied for long-range measurement such as turbine valve position and casing expansion. The robust design permits a broad range of applications without sacrificing accuracy.

- Various types of measuring range : Nine ranges of 0-50 to 0-450 mm
- Linearity of ±0.2% of 100% stroke or ±1.5% of 110% stroke
- Hazardous area approvals : CSA and FM (with VM-21P signal conditioner)



VM-5 Monitoring System

The VM-5 Monitoring System is designed in accordance with the API 670 4th Edition for use on acceleration and rotating machinery. Both 8 or 10-slot rack mount type and one-unit stand alone type with a built-in power supply are available so the monitor can be applied for any system design from a few channels of vibration monitoring for small machinery to TSI for large turbines.

- High reliability by the use of redundant power supply (VM-5W2)
- System wide expandability via data communication (VM-53)
- Flexible configuration by the use of modular monitor units
- All operations and checks enabled from the front panel with the monitor in operation
- Easy monitoring by the perfect display function
- Provided with the self diagnostic function
- Complies with the CE mark (except for some units)



VM-7 Monitoring System

The VM-7 Monitoring System is designed to meet the requirements of International Organization for Standardization (ISO) standards and the American Petroleum Institute (API) standard 670. The system covers the features for protective monitoring of critical rotating machinery in plants in accordance with API Std. 670. The fully digitalized monitor modules respond to 17 different monitoring parameters. Its multi purpose modules can be set to measure desired parameters on a PC.

- One 19 inch rack handles up to 44 vibration channels
- 6 monitor modules handle 18 monitoring parameters
- Monitor module configuration setup can be done on PC
- All modules can be removed/installed from the front, which allows for hot swap
- High reliability with redundant power supply, redundant analysis communication and host communication
- By incorporating the analysis board, the system directly connects to the infiSYS RV-200 analysis and diagnostic system
- CE marking
- High Network Robustness (Achilles* Level 2)

* Achilles is a registered trademark of GE Digital.



VM-21 Series Signal Conditioners

The VM-21 series signal conditioners accept the signal from transducers installed on rotating machinery and convert it to a 4 to 20 mA DC or 1 to 5 VDC output. Parameters: Displacement, velocity, acceleration, LVDT, thrust, revolution, temperature and other processes. Their compact, low-cost design makes them ideal for online predictive maintenance system.

- Free choice between DIN rail or wall mounting in any convenient location
- Burn-down function on the output side for quick fault detection
- Equipped with vibration waveform output for precise diagnosis



VM-25 Compact Series Vibration Monitor

Standard digital communication making it IoT ready Expandable and configurable to suit your monitoring needs makes this monitor cost effective yet flexible. Due to its small footprint it requires minimal space.

- Digital communication (Modbus/TCP)
- Available in X configurations for optimized monitoring
- Field configurable - input sensors, monitor ranges etc*
- D 113mm x W 160mm x H 100mm

* Device configuration software required to make adjustments



S-Station Integrated Platform

Enabling remote monitoring of rotating machines at a core of individual plants through an integrated system.
 When there is a need to monitor and manage a numerous number of plants scattered around the world, and/or remotely located to each other from a single control room, it's unrealistic to send high-volume data of individual infiSYS to the center.
 S-Station has made it possible to acquire and manage only necessary information of infiSYS from the centre and tells you instantly which machine from which of the plants is showing events. The acquired data can also be diagnosed on a real time basis by vibration diagnostic engineers.



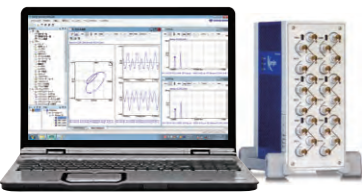
infiSYS RV-200 Complete Vibration Analysis & Diagnostic System

The infiSYS RV-200 is a vibration analysis and diagnostic system that fits a range of rotating machinery of all sizes, from small to large. One system allows for monitoring, analysis and diagnostics of both rolling-element bearings and journal bearings. It offers affluent analysis/display functions that cover the functions required by the ISO18436-2' certified engineers with superior operating experience, including drag and drop layout of desired analysis graphs, creation of multiple graph display pages and instant page switching by using the tabs – simple GUI.

* ISO 18436-2: Condition monitoring and diagnostics of machines -- Requirements for training and certification of personnel -- Part 2: Vibration condition monitoring and diagnostics



- High speed data collection: trend data every 1 sec, waveform data every 10 sec fastest
- Capability to accept various inputs: VM-7, VM-5 (with DAQpod), other commercial monitors
- Maximum number of vibration inputs: 480 channels
- Ample analysis/graph plot functions
- Accessible data by employing a SQL Server
- User-friendly, intuitive user interface



Kenjin Portable Vibration Analysis System

The Kenjin system is a simple system composed of a small, lightweight, portable data acquisition unit when used with a laptop computer with analysis software installed. Perfect for measurement and analysis during run-up/coast down operation. Immediate analysis of abnormal vibration as an emergency response, etc. Its high speed data acquisition allows for detailed transient response analysis during run-up/coast down; while assisting the engineers' vibration analysis/diagnostics with a range of analysis data including the functions required by the ISO18436-2' certified engineers as well as the superior usability.

* ISO 18436-2: Condition monitoring and diagnostics of machines -- Requirements for training and certification of personnel -- Part 2: Vibration condition monitoring and diagnostics



- Small footprint, lightweight design for better portability (Dimensions of data acquisition unit: W 96 x H 224 x D 163 mm, Weight: 2.6kg)
- High speed data collection: vibration amplitude/phase mark data every 0.1 sec
- High resolution: input range $\pm 20V$, A/D resolution 24bit
- User-friendly, intuitive user interface



ZARK X8II



ZARK Nano

ZARK Series Machine Condition Monitoring System Selectable from Cloud-based or On-Premise System to suit the application

The ZARK series can solve the problems in condition monitoring of rotating machinery, such as the large number of monitoring points on large sites or remote installations that would be affected by a stoppage.


- Reduce initial costs with Cloud-based Monitoring using Machine Dossier
- Stable operation locally with On-Premise Monitoring using infiSYS 3.0
- Easy to install anywhere with compact sensors ($\phi 28 \times 50$ mm)
- Broader applications integrated with both wireless sensor (ZARK Nano) and wired sensor channel measurement using hybrid hub ZARK X8II



VC Series Non-contact Displacement Converter

The VC series displacement converter has eddy-current type non-contact displacement/vibration sensors. The displacement, thickness and the shaft vibration can be measured with high precision and speed.

- Measurement: 0-500 mm to 0-25,000 mm
- Linearity: $\pm 0.5\%$ of F.S. (VC-M)
- Sensor temperature characteristics: $\pm 0.015\%$ of F.S. / $^{\circ}C$ (typ.)
- Frequency response: DC to 20 kHz (-3 dB)



VG Series Non-contact Displacement Converter

A new sensor utilized by the VG series allows displacement measurements in high temperature environments never before possible --- up to 600 $^{\circ}C$. This is a unique system that allows various measurements of continuous steel casting equipment.

- Operating temperature: 0 to 600 $^{\circ}C$
- Sensor temperature characteristics: $\pm 0.0035\%$ of F.S. / $^{\circ}C$ (Typ.)



VND Series Touch-roll type Thickness Measurement System

Achieves highly accurate measurement of non-conductive sheets, with the combination of eddy-current type displacement sensor and touch-roll attachment. Evolved from the VN series technology, a long-time seller, VND series is a compact gauge system with user-friendly digital adjustment function.


- Easy adjustment by (SET) button
- Digital display on the converter for thickness measurement check
- Smooth zero-shift function (Approx. $\pm 20\%$ of F.S.)
- Compact, Highly accurate thickness measurement and High stability



KP-100A KM Post Sensor

This sensor is used for accurate detection of positions of railroad maintenance/inspection cars.

- Car speed: up to 110 km/h
- Weatherproof



KC Series Magnetic Rail Displacement Sensor

This sensor detects distortion (how straight it is) of rail gauge or railroad.

- Built-in amplifier
- Weatherproof



Special-Purpose Sensors

RIVERNEW offers a wide range of sensors for measurement of displacement and vibration in hostile environments. Some examples are;

- Sensor for Rider-ring of LNG compressor: -160 to $+180^{\circ}C$, 8 MPa
- Low-temperature High-pressure sensor for space rocket: $-253^{\circ}C$, 25 MPa
- Metal top sensor for nuclear plant: 13 MPa, 1×10^5 Gy max

SHINKAWA Sensor Technology has certificates from internationally recognized Quality Assurance System and Environment Management Systems

ISO 9001



JQA Certificate of Registration (Japan)

ISO 14001



JQA Certificate of Registration (Japan)

In 1994, the quality assurance system used for our Displacement / Vibration Transducer Systems and Rotating Machinery Monitoring Systems. SHINKAWA Sensor Technology, Inc. Hiroshima factory was promptly certified as conforming to the international quality assurance standard ISO 9001 and registered with the respective Japanese and U.S. certification agencies. By bringing our products into line with various standards and having them certified under Japanese and international safety, type, and explosion-proof standards, we perfected a system that enables us to supply products sure to satisfy our customers.

In 1996, SHINKAWA Sensor Technology obtained ISO 14001 approval for the Environment Management System at its Hiroshima Factory out of concern for the global environment. Our company philosophy is to manufacture environment-friendly products to protect the future of our globe.



Certificates of Conformity of the Explosion-proof Construction of Electric Equipment and Devices



"Shipping Standard Type Approval" Certificates



Conform to the CE marking

Due to rapid progress in the development of electronics technology and new materials, high-performance and intelligent sensing technology is required. To meet the needs of today's technological users, We at SHINKAWA Electric Co., Ltd. and SHINKAWA Sensor Technology, Inc., are conducting research and development.

We are proud that we can contribute to the world-wide development of state-of-the-art technologies, particularly through our development of sensing technology and peripheral equipment.



Hiroshima Factory of SHINKAWA Sensor Technology



With a motto of " at a higher speed, with more safety and punctuality, and for more passengers ", the Shinkansen (Super Express Train) leads in the development of high-speed railway transit systems now being introduced in various parts of the world. SHINKAWA's Eddy-current Track Analyzer System is capable of inspecting rail conditions while the trains are running at high speed, and instantly detecting abnormalities.

This system is used very effectively to ensure safe operation in the extensive system of the Shinkansen.



Courtesy of JAXA



Japanese technology for launching satellites has now achieved a world-wide reputation. RIVERNEW has been successfully employed in monitoring shaft vibration of turbo pumps for rocket engines, the heart of this technology. SHINKAWA is also engaged in the process of research and development of various types of sensors for use in satellites.

These sensors are required to withstand harsh environments while maintaining high precision over a long period of time. We expect SHINKAWA, with its high level of technology, to make contributions in this field.